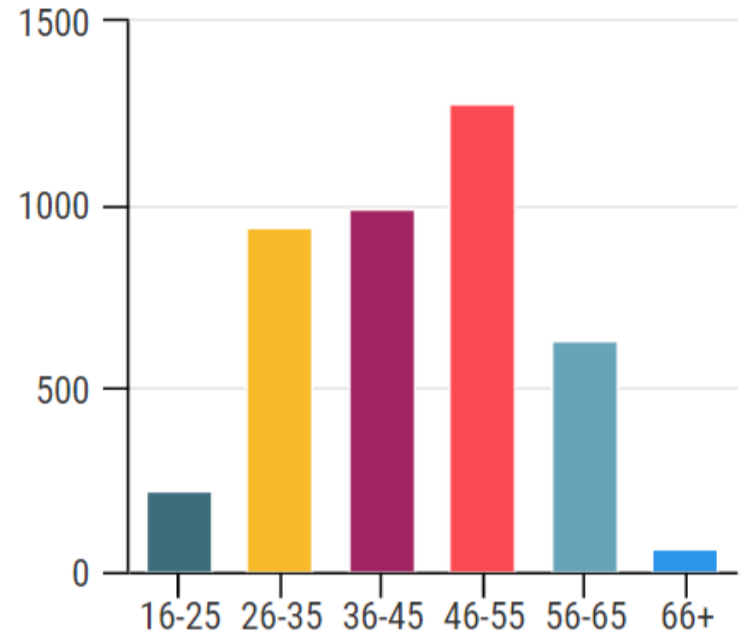


Religion & belief



65% (2676) identify their beliefs as Christian, Atheists, Buddhists, Hindu, Muslim, Jewish, Sikhs, Jainists or Other'

Staff age profile



Disabilities

147 (4%) of staff declared a disability



Race & ethnicity

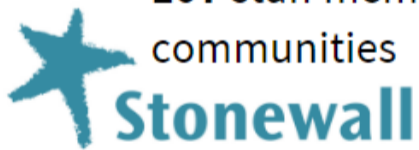
459 (11%) of AWP staff are from a BME background

22% of consultants are of BME background



Acceptance without exception

107 staff members from LGBT communities



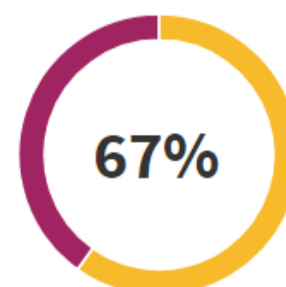
Celebrating our success



We also continue to be



The gender balance



Women represent **67%** of the senior and very senior management